

STATEMENT OF APPROPRIATIONS, ALLOTMENTS, OBLIGATIONS, DISBURSEMENTS AND BALANCES
As of the Quarter Ending September 30, 2017

Department: State Universities and Colleges (SUCs)

Agency: Batangas State University

Operating Unit: N/A

Organization Code (UACS): 080380000000

Fund Cluster: 01 - Regular Agency Fund

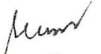
Authorization: 01 - Current Year Appropriations

Report Status: SUBMITTED

Particulars	UACS CODE	Appropriation			Allotments				Current Year Obligations					Current Year Disbursements				Balances																										
		Authorized Appropriation	Adjustments (To/From, Realignment)	Adjusted Appropriations	Allotments Received	Adjustments (Withdrawal, Realignment)	Transfer To	Transfer From	Adjusted Total Allotments	1st Quarter Ending March 31	2nd Quarter Ending June 30	3rd Quarter Ending Sept. 30	4th Quarter Ending Dec. 31	Total	1st Quarter Ending March 31	2nd Quarter Ending June 30	3rd Quarter Ending Sept. 30	4th Quarter Ending Dec. 31	Total	Unreleased Appropriations	Unobligated Allotment	Unpaid Obligations (15-20) = (23+24)																						
1	2	3	4	5=(3+4)	6	7	8	9	10=[(6)+(7)-(8)-(9)]	11	12	13	14	15=(11+12+13+14)	16	17	18	19	20=(16+17+18+19)	21=(5-10)	22=(10-13)	23	24																					
I. Agency Specific Budget																																												
Specific Budgets of National Government Agencies																							01101101																					
General Administration and Support	00000100000000	80,916,000.00		80,916,000.00	77,971,677.00				77,971,677.00	10,315,776.60	11,643,117.28	16,690,319.07		38,649,212.95	10,111,571.52	11,622,287.92	16,319,521.72			38,053,381.16	2,944,323.00	39,322,464.05	595,831.79																					
General Management and Supervision	103001000100000	46,950,000.00		46,950,000.00	46,950,000.00				46,950,000.00	9,888,987.73	9,861,831.27	4,769,086.45		24,519,705.45	9,684,782.65	9,840,801.91	4,406,609.69			23,932,194.25		22,430,294.55	587,511.20																					
PS		20,663,000.00		20,663,000.00	20,663,000.00				20,663,000.00	4,623,353.22	5,662,119.25	4,306,375.44		14,591,847.91	4,623,353.22	5,662,119.25	4,306,062.94			14,591,535.41		6,071,152.09	312.50																					
MOOE		26,287,000.00		26,287,000.00	26,287,000.00				26,287,000.00	5,265,634.51	4,199,512.02	462,711.01		9,927,857.54	5,061,429.43	4,178,682.66	100,546.75			9,340,658.84		16,359,142.46	587,198.70																					
Administration of Personnel Benefits	103001000200000	33,966,000.00		33,966,000.00	31,021,677.00				31,021,677.00	426,788.87	1,781,486.01	11,921,232.62		14,129,507.50	426,788.87	1,781,486.01	11,912,912.03			14,121,186.91	2,944,323.00	16,892,169.50	8,320.59																					
PS		33,966,000.00		33,966,000.00	31,021,677.00				31,021,677.00	426,788.87	1,781,486.01	11,921,232.62		14,129,507.50	426,788.87	1,781,486.01	11,912,912.03			14,121,186.91	2,944,323.00	16,892,169.50	8,320.59																					
Support to Operations	000002000000000	5,858,000.00		5,858,000.00	5,858,000.00				5,858,000.00	885,809.15	1,111,284.67	708,575.88		2,705,669.70	871,849.15	1,122,399.67	710,270.88			2,704,319.70		3,152,330.30	1,350.00																					
Auxiliary Services	264002000100000	5,858,000.00		5,858,000.00	5,858,000.00				5,858,000.00	885,809.15	1,111,284.67	708,575.88		2,705,669.70	871,849.15	1,122,399.67	710,270.88			2,704,319.70		3,152,330.30	1,350.00																					
PS		4,821,000.00		4,821,000.00	4,821,000.00				4,821,000.00	844,910.76	1,092,449.67	708,575.88		2,645,936.31	844,910.76	1,092,449.67	708,575.88			2,645,936.31		2,175,063.69																						
MOOE		1,037,000.00		1,037,000.00	1,037,000.00				1,037,000.00	40,898.39	18,835.00			59,733.39	26,738.39	29,950.00	1,695.00			58,383.39		977,266.61	1,350.00																					
Operations	000003000000000	390,524,000.00		390,524,000.00	338,044,000.00				338,044,000.00	64,157,507.86	81,647,679.96	67,773,926.96		213,579,114.78	60,750,886.95	80,769,771.90	67,761,466.36			209,282,224.21	52,480,000.00	124,464,885.22	4,296,890.57																					
MFO 1: HIGHER EDUCATION SERVICES	000003010000000	374,692,000.00		374,692,000.00	322,212,000.00				322,212,000.00	61,094,582.67	78,480,779.37	65,818,073.54		205,393,435.58	58,338,462.71	77,410,488.81	65,848,485.21			201,597,436.73	52,480,000.00	116,818,564.42	3,795,998.85																					
Provision of Higher Education Services including P39,087,000 for Scholarships of Poor and Deserving Students (Expanded Students' Grants-in-Aid Program for Poverty Alleviation-ESGP-PA) and P52,480,000 for Tulang Dunong	264003010100000	374,692,000.00		374,692,000.00	322,212,000.00				322,212,000.00	61,094,582.67	78,480,779.37	65,818,073.54		205,393,435.58	58,338,462.71	77,410,488.81	65,848,485.21			201,597,436.73	52,480,000.00	116,818,564.42	3,795,998.85																					
PS		204,197,000.00		204,197,000.00	204,197,000.00				204,197,000.00	44,846,287.81	55,386,057.15	41,370,512.62		141,602,857.38	44,042,018.91	55,120,414.58	40,943,501.37			140,105,934.86		62,584,142.82	1,496,322.52																					
MOOE		170,495,000.00		170,495,000.00	118,015,000.00				118,015,000.00	16,248,295.06	23,094,722.22	24,447,560.92		63,790,578.20	14,296,443.80	22,290,074.23	24,904,983.84			61,491,501.87	52,480,000.00	54,224,421.80	2,299,076.33																					
MFO 2: ADVANCED EDUCATION SERVICES	000003020000000	6,290,000.00		6,290,000.00	6,290,000.00				6,290,000.00	1,198,999.00	1,302,768.74	821,941.68		3,323,709.42	1,198,999.00	1,302,768.74	821,941.68			3,323,709.42		2,966,290.58																						
Provision of Advanced Education Services	264003020100000	6,290,000.00		6,290,000.00	6,290,000.00				6,290,000.00	1,198,999.00	1,302,768.74	821,941.68		3,323,709.42	1,198,999.00	1,302,768.74	821,941.68			3,323,709.42		2,966,290.58																						
PS		6,034,000.00		6,034,000.00	6,034,000.00				6,034,000.00	1,198,999.00	1,302,768.74	821,941.68		3,323,709.42	1,198,999.00	1,302,768.74	821,941.68			3,323,709.42		2,710,290.58																						
MOOE		256,000.00		256,000.00	256,000.00				256,000.00													256,000.00																						
MFO 3: RESEARCH SERVICES	000003030000000	6,850,000.00		6,850,000.00	6,850,000.00				6,850,000.00	805,397.04	1,374,074.78	714,350.21		2,893,822.03	777,171.04	1,392,500.78	714,350.21			2,884,022.03		3,956,177.97	9,800.00																					
Conduct of Research Services	267003030100000	6,850,000.00		6,850,000.00	6,850,000.00				6,850,000.00	805,397.04	1,374,074.78	714,350.21		2,893,822.03	777,171.04	1,392,500.78	714,350.21			2,884,022.03		3,956,177.97	9,800.00																					
PS		3,974,000.00		3,974,000.00	3,974,000.00				3,974,000.00	709,691.00	926,166.20	709,974.21		2,345,831.41	709,691.00	926,166.20	709,974.21			2,345,831.41		1,628,168.59																						
MOOE		2,876,000.00		2,876,000.00	2,876,000.00				2,876,000.00	95,706.04	447,908.58	4,376.00		547,990.62	67,480.04	466,334.58	4,376.00			538,190.62		2,328,009.38	9,800.00																					
MFO 4: TECHNICAL ADVISORY EXTENSION SERVICES	000003040000000	2,692,000.00		2,692,000.00	2,692,000.00				2,692,000.00	1,058,529.15	490,057.07	419,561.53		1,968,147.75	436,354.20	664,013.57	376,688.26			1,477,056.03		723,852.25	491,091.72																					
Provision of Extension Services	265003040100000	2,692,000.00		2,692,000.00	2,692,000.00				2,692,000.00	1,058,529.15	490,057.07	419,561.53		1,968,147.75	436,354.20	664,013.57	376,688.26			1,477,056.03		723,852.25	491,091.72																					
PS		1,702,000.00		1,702,000.00	1,702,000.00				1,702,000.00	308,435.50	375,849.24	294,063.01		978,147.75	299,435.50	384,649.24	294,063.01			978,147.75		723,852.25																						
MOOE		990,000.00		990,000.00	990,000.00				990,000.00	750,093.65	114,407.83	125,498.52		990,000.00	136,918.70	279,364.33	82,625.25			498,908.28			491,091.72																					
Locally-Funded Projects	000004000000000	87,410,000.00		87,410,000.00	87,410,000.00				87,410,000.00											5,000,000.00		82,410,000.00																						
Buildings and Other Structures	000004010000000	87,410,000.00		87,410,000.00	82,410,000.00				82,410,000.00											5,000,000.00		82,410,000.00																						
School Buildings	000004010100000	82,410,000.00		82,410,000.00	82,410,000.00				82,410,000.00													82,410,000.00																						
Proposed Five Storey Technology Shop and Classroom Building - Main Campus I	268004010100005																																											
CO																																												
Building of Rooftop PV Solar System in the Main Campuses of Batangas State University	268004010100006																																											
CO																																												
Proposed Five Storey Higher Education Building - Main Campus I	268004010100007	82,410,000.00		82,410,000.00	82,410,000.00				82,410,000.00														82,410,000.00																					
CO		82,410,000.00		82,410,000.00	82,410,000.00				82,410,000.00														82,410,000.00																					
Multipurpose / Facilities	000004010300000	5,000,000.00		5,000,000.00																	5,000,000.00																							
Construction and/or Rehabilitation of Multi-Purpose Building including P500,000 for Sports Facilities	264004010300004	1,500,000.00		1,500,000.00																	1,500,000.00																							

Particulars	UACS CODE	Appropriation		ADP		Current Year Obligations								Current Year Disbursements				Balances						
		Authorized Appropriation	Adjustments (Transfer To/From, Realignment)	Adjusted Appropriations	Allotments Received	Adjustments (Withdrawal, Realignment)	Transfer To	Transfer From	Adjusted Total Allotments	1st Quarter	2nd Quarter	3rd Quarter	4th Quarter	Total	1st Quarter	2nd Quarter	3rd Quarter	4th Quarter	Total	Unreleased Appropriations	Unobligated Allotment	Unpaid Obligations (15-20) = (23+24)		
										Ending March 31	Ending June 30	Ending Sept. 30	Ending Dec. 31		Ending March 31	Ending June 30	Ending Sept. 30	Ending Dec. 31				20=(18+17+16+15)	21=(5-19)	22=(10-19)
CO		87,410,000.00		87,410,000.00	82,410,000.00			87,410,000.00											5,000,000.00	82,410,000.00				


Certified Correct:


Ramos, Romeo


Budget Officer

Date: 26/Oct/2017

Certified Correct:


Chief Accountant
Date: 10.26.17

Recommended By:


Atienza, Lolita
Director, FMS
Date: 26/Oct/2017

Approved By:


Ronquillo Tirsio
Agency Head/Department
Date: 26/Oct/2017

This report was generated using the Unified Reporting System on 26/10/2017 17:46

STATEMENT OF APPROPRIATIONS, ALLOTMENTS, OBLIGATIONS, DISBURSEMENTS AND BALANCES
As of the Quarter Ending September 30, 2017

Department: State Universities and Colleges (SUCs)
Agency: Batangas State University
Operating Unit: N/A
Organization Code (UACS): 080380000000
Fund Cluster: 01 - Regular Agency Fund

Authorization: 02 - Continuing Appropriations
Report Status: SUBMITTED

Particulars	UACS CODE	Appropriation			Allotments				Current Year Obligations					Current Year Disbursements				Balances					
		Authorized Appropriation	Adjustments (To)/From, Realignment)	Adjusted Appropriations	Allotments Received	Adjustments (Withdrawal, Realignment)	Transfer To	Transfer From	Adjusted Total Allotments	1st Quarter Ending March 31	2nd Quarter Ending June 30	3rd Quarter Ending Sept. 30	4th Quarter Ending Dec. 31	Total	1st Quarter Ending March 31	2nd Quarter Ending June 30	3rd Quarter Ending Sept. 30	4th Quarter Ending Dec. 31	Total	Unreleased Appropriations	Unobligated Allotment	Unpaid Obligations (15-20) = (23+24)	
1	2	3	4	5=(3+4)	6	7	8	9	10=(8+9)+8+9	11	12	13	14	15=(11+12+13+14)	16	17	18	19	20=(16+17+18+19)	21=(5-10)	22=(16-13)	23	24
I. Agency Specific Budget																							
Specific Budgets of National Government Agencies		01102101																					
Operations		000003000000000	9,699,000.00		9,699,000.00	9,699,000.00				9,699,000.00	9,699,000.00	3,000,000.00			9,699,000.00	6,219,500.00	435,000.00		6,654,500.00				3,044,500.00
MFO 1: HIGHER EDUCATION SERVICES		000003010000000	9,699,000.00		9,699,000.00	9,699,000.00				9,699,000.00	9,699,000.00	3,000,000.00			9,699,000.00	6,219,500.00	435,000.00		6,654,500.00				3,044,500.00
Provision of Higher Education Services Including P39,087,000 for Scholarships of Poor and Deserving Students (Expanded Students' Grants-In-Aid Program for Poverty Alleviation-ESGP-PA) and P13,480,000 for Tulong Dunong		264003010100000	9,699,000.00		9,699,000.00	9,699,000.00				9,699,000.00	9,699,000.00	3,000,000.00			9,699,000.00	6,219,500.00	435,000.00		6,654,500.00				3,044,500.00
MOOE			6,899,000.00		6,899,000.00	6,899,000.00				6,899,000.00	6,899,000.00			6,899,000.00	6,219,500.00				6,219,500.00				479,500.00
CO			3,000,000.00		3,000,000.00	3,000,000.00				3,000,000.00	3,000,000.00	3,000,000.00		3,000,000.00		435,000.00			435,000.00				2,565,000.00
Sub-Total, Agency-Specific			9,699,000.00		9,699,000.00	9,699,000.00				9,699,000.00	9,699,000.00	3,000,000.00		9,699,000.00	6,219,500.00	435,000.00			6,654,500.00				3,044,500.00
PS										6,699,000.00	6,699,000.00			6,699,000.00	6,219,500.00				6,219,500.00				479,500.00
MOOE			6,699,000.00		6,699,000.00	6,699,000.00				6,699,000.00	6,699,000.00			6,699,000.00	6,219,500.00				6,219,500.00				479,500.00
Fin Ex																							
CO			3,000,000.00		3,000,000.00	3,000,000.00				3,000,000.00	3,000,000.00	3,000,000.00		3,000,000.00		435,000.00			435,000.00				2,565,000.00
II. Automatic Appropriations																							
Sub-Total, Automatic Appropriations																							
PS																							
MOOE																							
Fin Ex																							
CO																							
III. Special Purpose Fund																							
Sub-Total, SPF																							
PS																							
MOOE																							
Fin Ex																							
CO																							
GRAND TOTAL			9,699,000.00		9,699,000.00	9,699,000.00				9,699,000.00	9,699,000.00	3,000,000.00		9,699,000.00	6,219,500.00	435,000.00			6,654,500.00				3,044,500.00
PS										6,699,000.00	6,699,000.00			6,699,000.00	6,219,500.00				6,219,500.00				479,500.00
MOOE			6,699,000.00		6,699,000.00	6,699,000.00				6,699,000.00	6,699,000.00			6,699,000.00	6,219,500.00				6,219,500.00				479,500.00
Fin Ex																							
CO			3,000,000.00		3,000,000.00	3,000,000.00				3,000,000.00	3,000,000.00	3,000,000.00		3,000,000.00		435,000.00			435,000.00				2,565,000.00

Certified Correct:

Ramos, Romeo
Budget Officer
Date: 26/Oct/2017

Certified Correct:

Chief Accountant
Date: 26/Oct/17

Recommended By:

Atienza, Lolita
Director, FMS
Date: 26/Oct/2017

Approved By:

Ronquillo, Tirso
Agency Head/Department
Date: 26/Oct/2017